

INTERSECTION



S1818R11EA
S2424R11EA
S3030R11EA
S3636R11EA



S3030R12EA**
S3636R12EA**



S2424R51EA
S3030R51EA



S3624R51AEA
S3018R51AEA



S1206R133EA



S1206R134EA



S1806R14EA

SPEED CONTROL



S1824R2105EA
S2430R2105EA



S1824R2110EA
S2430R2110EA



S1824R2115EA
S2430R2115EA



S1824R2120EA
S2430R2120EA



S1824R2125EA
S2430R2125EA



S1824R2130EA
S2430R2130EA



S1824R2135EA
S2430R2135EA



S1824R2140EA
S2430R2140EA



S1824R2145EA
S2430R2145EA



S1824R2150EA
S2430R2150EA




S1824R2155EA
S2430R2155EA



S1824R25AEA
S2430R25AEA



S1824R25CEA
S2430R25CEA



S1824R25DEA
S2430R25DEA

RESTRICTIVE TRAFFIC



No Right Turn
S2424R31EA



No Left Turn
S2424R32EA



No U-Turn
S2424R34EA



No Trucks
S2424R52EA



No Bicycles
S2424R56EA



S2418R31PEA



S2418R32PEA



S2418R34PEA



S2418R52PEA




S2418R56PEA

BRIDGE WEIGHT LIMITS



S1824R121**EA
S2430R121**EA



S2430R125**EA
S3036R125**EA

**Specify Tons

REGULATORY



Mandatory Left Turn
S2430R35LEA
S3036R35LEA



Mandatory Right Turn
S2430R35REA
S3036R35REA



Mandatory Straight
S2430R35UEA
S3036R35UEA



Optional Movement Left
S2430R36LEA
S3036R36LEA




Optional Movement Right
S2430R36REA
S3036R36REA



Keep Right
S2430R47EA



S1824R47AEA
S2430R47AEA



Keep Left
S2430R48EA



S3612R61REA



S3612R61LEA



S2412R35BLEA
S3018R35BLEA



S2412R35BREA
S3018R35BREA

Traffic Signs

REGULATORY CONTINUED



S1824R48AEA
S2430R48AEA



S1824R62LEA
S2430R62LEA



S1824R62REA
S2430R62REA



S1824R42EA
S2430R42EA



S1824R41EA
S2430R41EA



S3030R37LEA



S3030R37REA



Double Turn Left
S3030R38LEA



Double Turn Right
S3030R38REA



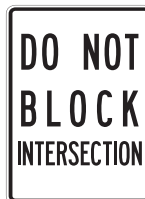
Two Way Left Turn
Post Mounted
S2436R39BEA



S1824R62AEA



Two Way Left Turn
Overhead Mounted
S3036R39AEA



S2430R107EA



S1824R109EA



S1824R109AEA



S2436R106EA



S2430R1011AEA



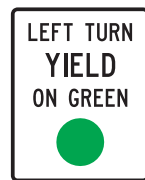
S2430R1010LEA



S2430R1010REA



S2424R53EA



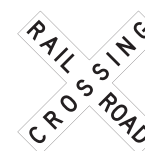
S2430R1012EA*
S3036R1012EA*



S1824R1014EA



S2430R111EA



Railroad Crossing
S4809R151EA



S4830R112EA



S6030R114EA



S2418R141EA



S2430R316EA



S2430R316AEA



S2430R317EA



S2430R317AEA

NO PARKING



S1218R83EA



S1218R83AEA



S1218R83ALEA



S1218R83ADEA



S1218R7230EA*



S1218R7100EA



S1218R71EA



S1218R71DEA



S1218R71LEA



S1218R71REA



S1218R7200EA



S1218R7229EA*



S1218R76EA



S1218R7232EA



S1218R712EA



S1218R712DEA



S1218R712LEA



S1218R712REA

Traffic Signs



S1218R7213EA



S1218R713EA



S1218R711EA



S1218R7224EA



S1218R7216EA



S1218R7228EA



S1218R7215EA



S1218R7221EA



S1218R7222EA



S1218R7235EA



S1218R7217EA



S1218R74EA



S1218R7232EA



S1218R7227EA



S1218R7220EA



S1218R7212EA



S1218R7225EA



S1218R7236EA



S1218R73EA



S1212R83AEA
S2424R83AEA



S1206R7201PEA



S1206R7201AEA

18"X24"JUMBO PARKING SIGNS



S1824R83EA



S1824R71EA



S1824R7200EA



S1824R7500EA



S1824R78EA*

DISABLED PARKING



S1218R78EA*



S1218R78VAEA*



S1218R78DEA*



S1218R7500EA



S1218R7502EA



S1218R7502NEA



S1218R75HPOEA



S1218R7504EA



S1212D96EA
S1818D96EA



(Georgia)
S1218R75GAEA



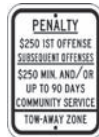
(North Carolina)
S1209R75NCEA



(Texas)
S1209R75TXEA



(Florida)
S1218R75FLEA*



(New Jersey)
S1012R78NJEA



S1206R78PGEA



S1206R78PBEA

PERMISSIVE PARKING



S1218R7326EA



S1218R7330EA



S1218R7333EA



S1218R7332EA



S1218R7337EA



S1218R7341EA



S1218R7307EA



S1218R7302EA



S1218R7303EA



S1218R731915EA



S1218R731920EA



S1218R731930EA



S1218R7309EA

Traffic Signs

PERMISSIVE PARKING CONTINUED



S1218R7321EA



S1218R7360EA



S1218R7323EA



S1218R7317EA



S1218R7322EA



S1218R7345EA



S1218R7304EA

PRIVATE PARKING



S1218R7444EA



S1218R7441EA



S1218R7413EA



S1218R7410EA



S1812R7428EA



S1812R7427EA



S1218R7424EA



S1218R7422EA



S1218R7402EA



S1218R7406EA



S1218R7421EA



S1218R7408EA



S1218R7401EA

PARKING LOT



S1812R7431EA



S1812R7433EA



S2424R7200EA



S1812R7432EA



S1812R7434EA



S2424R7201EA



S2424W405EA
S3030W405EA



S1824W404EA



S1824R1014EA

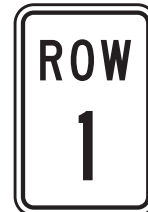


S1218R745EA*



S1218R74FEA*


PARKING ROWS



S1218R7435EA*
*Specify Row Numbers


DELINEATORS & OBJECT MARKERS

TYPE I



S1818OM1YEYEA

TYPE II




S0612OM2YEYEA

TYPE III



S1236OM3LEA

END OF ROAD



BA080ERE1818D
BA080HRE1818D



BA080EYE0408R BA080EYE0404D




BA080HYE0408R BA080HYE0404D




BA080EWH0404D BA080EWH0408R



BA080HWH0404D BA080HWH0408R



BA080EYE1818D



BA080EYE0612R



S1236OM3REA



DELINEATOR BUTTONS



RD1314BY YELLOW
RD1314BW WHITE
RD1314BR RED

3.25" Plastic Back with center mounting hole.

WARNING SIGNS



Turn Left
S2424W11LEA
S3030W11LEA



Turn Right
S2424W11REA
S3030W11REA



Curve Left
S2424W12LEA
S3030W12LEA



Curve Right
S2424W12REA
S3030W12REA



Reverse Turn Left
S2424W13LEA
S3030W13LEA



Reverse Turn Right
S2424W13REA
S3030W13REA



Reverse Curve Left
S2424W14LEA
S3030W14LEA



Reverse Curve Right
S2424W14REA
S3030W14REA



Winding Road Left
S2424W15LEA
S3030W15LEA



Winding Road Right
S2424W15REA
S3030W15REA



Crossroad
S2424W21EA
S3030W21EA



Side Road
S2424W22EA
S3030W22EA



T Intersection
S2424W24EA
S3030W24EA



Y Intersection
S2424W25EA
S3030W25EA



Side Road Oblique Left
S3030W23LEA



Side Road Oblique Right
S3030W23REA



Chevron
S1218W18EA
S1824W18EA



Circular Intersection
S3030W26EA



S2424W31EA
S3030W31EA
S3636W31EA



S2418W32APEA*
S3030W32AEA*



S2418W31APEA
S2424W31AEA*
S3030W31AEA*
S3636W31AEA*



Signal Ahead
S2418W33PEA
S3030W33EA*
S3636W33EA*



Merge Right
S3030W41REA



Single Arrow
S3618W16EA
S4824W16EA



Double Arrow
S3618W17EA
S4824W17EA



S2424W53EA
S3030W53EA



Merge Left
S3030W41LEA



Pavement Width
Transition Right
S3030W42REA



Pavement Width
Transition Left
S3030W42LEA



Added Lane Left
S3030W43LEA



Added Lane Right
S3030W43REA



S3030W51EA



S2424W52EA
S3030W52EA



Narrow Bridge
S3030W52AEA
S2418W52APEA



Divided Hwy
S3030W61EA



Two Way Traffic
S3030W63EA



Hill
S3030W71EA



S2424W82EA
S3030W82EA

Traffic Signs

WARNING SIGNS CONTINUED



S2424W83EA
S3030W83EA



S3030W84E



S3030W86EA



S3030W87EA



S3030W88EA



S3030W89EA



Shoulder Dropoff
S3030W89AEA



Slippery When Wet
S2424W85EA
S3030W85EA



S3030W89BEA



S3030W811EA



S3030W91LEA



S3030W91REA



S3030W92LEA



S3030W92REA



Bicycle Crossing
S3030W111EA



S3030W144EA



Object Markers
S1236OM3LEA S1236OM3REA



Railroad Advance Warning
S3030W101EA*
S3636W101EA*



S3030W102EA



S3030W103EA



S3030W104LEA



S3030W104REA



CATTLE
XING

Cattle Crossing
S2424W114EA
S3030W114EA
S2418W114PEA



Deer Crossing
S2424W113EA
S3030W113EA



Farm Machinery
S2424W115EA
S3030W115EA



Equestrian Crossing
S2424W117EA
S3030W117EA



Pedestrian Advance
S2424W112EA
S3030W112EA



PED
XING

Pedestrian Crossing
S2424W11A2EA
S3030W11A2EA
S2418W112PEA



S4836W143EA



FIRE
STATION

Fire Station X-ing
S2424W118EA
S3030W118EA
S2418W118PEA



Handicap X-ing
S3030W119EA



Truck Crossing
S3030W110EA



Double Arrow
S3030W121EA



S2424W141EA
S3030W141EA



S2424W422EA
S3030W422EA



S2424W402EA
S3030W402EA



Playground
S3030W151EA





S3030W153EA



S2424W155EA
S3030W155EA



S2424W156EA
S3030W156EA



S3030W171EA



S3030W203REA



S2424W393EA
S3030W393EA



S2424W401EA
S3030W401EA



S2424W403EA
S3030W403EA



S2424W404EA
S3030W404EA



S2424W404AEA
S3030W404AEA



S2424W405EA
S3030W405EA



S2424W406EA



S1824W161EA



S2412W165PEA
S3018W165PEA



S2412W166EA
S3018W166EA



S2412W167PEA
S3018W167PEA



S3030W1112EA



S2424W414EA
S3030W414EA



S2424W415EA
S3030W415EA



S2424W411EA
S3030W411EA



S2424W412EA
S3030W412EA



S2424W425EA
S3030W425EA



S3030W424EA



S1824W421EA



S2424W423EA
S3030W423EA



S2424W142EA
S3030W142EA

LOW CLEARANCE SIGNS

S3030W122EA*
*Specify Height

S2418W122PEA

SPEED ADVISORY PLAQUES FOR USE WITH WARNING SIGNS



S1818W13110EA



S1818W13115EA



S1818W13120EA



S1818W13125EA



S1818W13130EA



S1818W13135EA



S1818W13140EA



S1818W13145EA

Traffic Signs

SCHOOL SIGNS




School Advance
S3030S11EA



School Crossing
S3030S21EA



S2424S31EA
S3030S31EA



S2430S34EA



S1218R7323EA



S1218R7360EA



S1218R7310EA



S1218R7309EA



S2408S43EA



24 x 30
See page 3



S2410S42EA



S1218R7321EA



S1218R7217EA



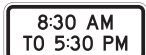
S2412W169PEA
S3018W169PEA



S2412W167PEA
S3018W167PEA



S2448S5115EA
S2448S5120EA
S2448S5125EA
S2448S5130EA
S2448S5135EA



S2410S41**EA*
**Specify times

NEW! 3M™ DIAMOND GRADE™ FLOURESCENT YELLOW GREEN SCHOOL SIGNS



S3030S11FA
S3636S11FA



S3030S21FA



S3030S31FA



S2408S43FA

Stop/Stop school crossing hand paddles 18" x 18" are non-reflective and made from .040" aluminum with a 7" metal conduit handle. Handle price includes hardware to assemble



SHP1818SL040BNH

GUIDE SIGNS



Hospital
S2424D92EA



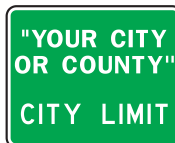
Airport
S2424I5EA



Library
S2424I8EA



S2418D111EA



S3024I9EA*



S3024I13EA*



S3624I10EA*
S4836I10EA*



S2406D92PAEA



S2406I5PEA



S2406I8PEA



S2406D92PBEA



S2406D92PGEA

ROUTE MARKERS



Interstate Shield
S2424M11EA
S3024M11EA



U.S. Route Marker
S2424M14EA
S3024M14EA



State Route Marker
S2424M16EA
S3024M16EA

COUNTY ROUTE MARKERS



S1818M15EA
S2424M15EA

Route Markers are available with or without the Route Number.

LEASH LAWS



S1218LE101EA



S1824LE102EA

30"x24" size for 3 digit Highways.

ROUTE MARKER AUXILIARIES

The following signs can be ordered as:



Interstate Route
S2115M21IEA



U.S. or State Route
S2115M21UEA



County Route*
S2115M21CEA



S2412M31UEA



S2412M32UEA



S2412M33UEA



S2412M34UEA



S2412M41UEA



S2412M41AUEA



S2412M42AUEA



S2412M43UEA



S2412M44UEA



S2412M45UEA



S2412M46UEA



S2412M47UEA



S2115M51LUEA



S2115M51RUEA



S2115M52LUEA



S2115M52RUEA



S2115M61UEA



S2115M62LUEA



S2115M62RUEA



S2115M63UEA



S2115M64UEA



S2115M65UEA



S2115M66LUEA



S2115M66RUEA



S2115M67LUEA



S2115M67RUEA

SEAT BELT AWARENESS



S1218R7412EA



S3018R7204EA



S1824PC130EA*



S1218PC105EA*



S2418PC125EA*



S1218PC115EA*
S1824PC115EA*

LITTER & ADOPT A HIGHWAY



S1218R161EA
S1824R161EA



S1218R163EA
S1824R163EA



S1218R162EA
S1824R162EA



*Specify fine
S1218R164100EA
S1218R164250EA
S1218R164500EA



S1218R173EA
S1824R173EA



S1218PC110EA
S1824PC110EA



S3024PC113EA
S4830PC113EA



S1218PC114EA
S1824PC114EA

NEIGHBORHOOD & CHILD SAFETY



S1824W421EA



S2424W422EA
S3030W422EA



S2424W423EA
S3030W423EA



S2424W401EA
S3030W401EA



S2424W404EA
S3030W404EA



S2424W406EA



S1824PC135EA*

Traffic Signs

STREET NAME SIGNS



.080 Aluminum
Flat Blade Blue
S06xxFEAWHBL
S09xxFEAWHBL



Extruded Aluminum
Blue
S06xxEEAWHBL
S09xxEEAWHBL



Extruded Aluminum
Green
S06xxEEAWHGR
S09xxEEAWHGR



.080 Aluminum
Flat Blade Green
S06xxFEAWHGR
S09xxFEAWHGR

6" STREET NAME SIGNS

STREET NAME SIGNS are 6" x various lengths up to 48" as needed. They are double faced with a white engineer grade reflective on either a green or blue engineer grade background. The primary copy is 4" tall series B letters and the prefix and suffix copy is 2" tall series B letters.

9" STREET NAME SIGNS • YEAR 2000 MUTCD COMPLIANT

STREET NAME SIGNS are 9" x various lengths up to 60" as needed. They are double faced with a white engineer grade reflective on either a green or blue engineer grade background. The primary copy is 6" tall series B letters and the prefix and suffix copy is 3" tall series B letters.

METRO STREET NAME SIGNS

8" Upper and lower case C Series letters on High Performance Reflectives such as High Intensity Prismatic and VIP Diamond Grade combine to make the most effective street name signs available.



BRITE-MAX POST REFLECTOR

Enhance safety by making signs more visible using the Brite-Max Post Reflector System! Each reflector is 30" long and they may be stacked for more effect. They can be used on U Channel, square, or wood post. Choose from 3M™ Engineer Grade, 3M™ High Intensity, 3M™ Diamond Grade™, or 3M™ Fluorescent Diamond Grade™ reflective sheetings. Mounting hardware is found on pages 14-16.

Color Codes

RED (RE) FLUORESCENT YELLOW GREEN (FYG)
WHITE (WH) FLUORESCENT YELLOW (FYE)
YELLOW (YE)

3M Reflective Sheeting

Engineer Grade	BA080E(RE)0330BM
High Intensity	BA080H(RE)0330BM
Diamond Grade™	BA080D(RE)0330BM
Fluorescent	BA080DF(YG)0330BM
Diamond Grade™	



HIGH PERFORMANCE SIGNS

Enhance safety as intersections and other dangerous roadway stretches by upgrading to High Performance Reflectives from 3M. 3M™ High Intensity Prismatic Grade Sheeting (ASTM Type IV) is three times brighter than conventional, enclosed lens sheeting. 3M™ Diamond Grade™ VIP Sheeting (ASTM Type IX) is ten times brighter. Both types of sheeting are backed by 3M's exclusive replacement warranty.

If graffiti is a problem, 3M Protective Overlay Film may be added to any 3M Reflective Sheeting.

"SAFER ROADS SAVE LIVES"

